

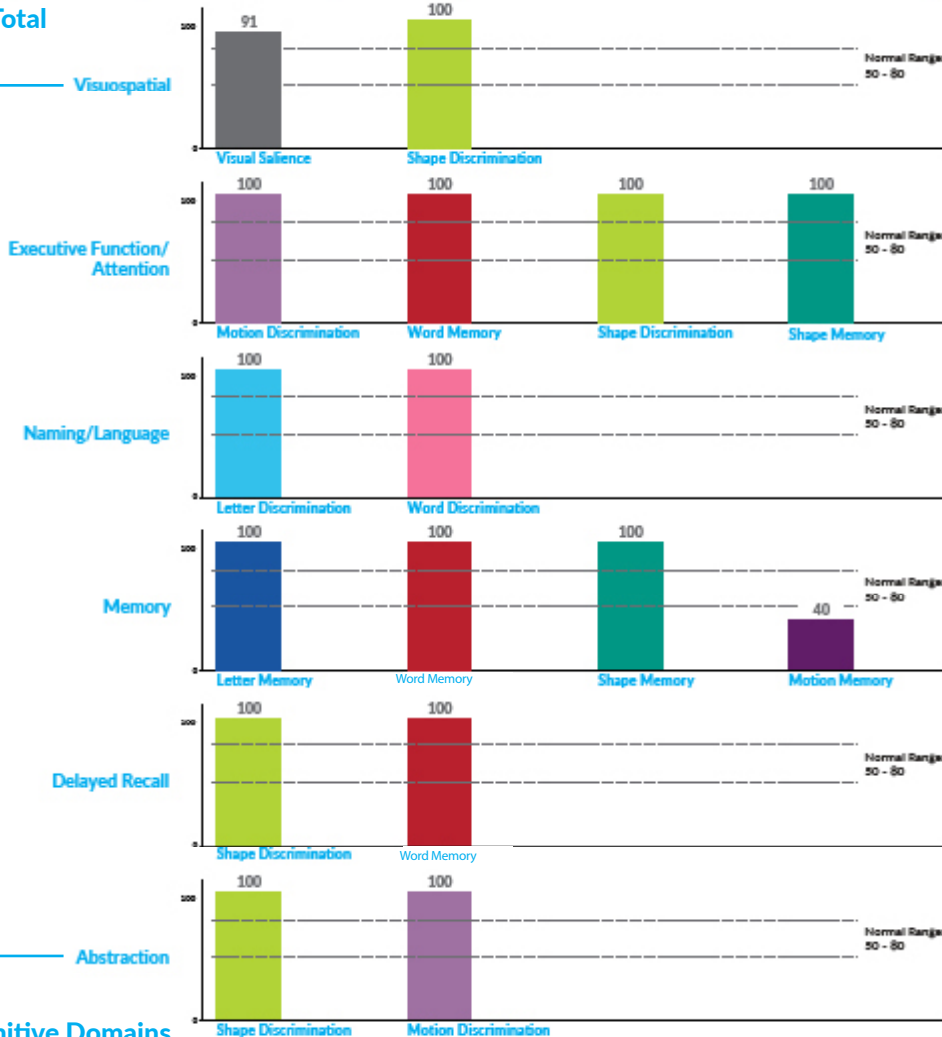
# Cognivue Physician Report

Cognitive Domains: Meaning and Anatomical Correlations

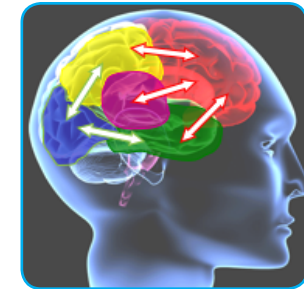
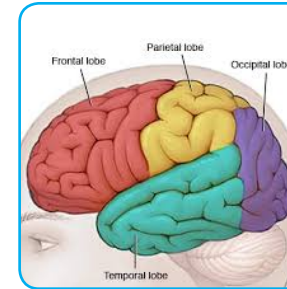


Average Score <b>92</b>	≥ 75 Normal cognitive function	Name: Firstname Lastname	Date of birth: 00/00/0000	Test date: 00/00/0000
	51-74 Low-moderate cognitive impairment	<b>Adaptive Motor Control</b> 93	Interpretation: Signature:	
	≤ 50 Severe cognitive impairment <small>Clinical correlation required.</small>			

Average Total Score



Key Cognitive Domains Breakdown



## VISUOSPATIAL

Ability to process and interpret visual information about where objects are in space: in relation to oneself, one's environment and of objects to one another.  
 Parieto-occipital: visuospatial and motion  
 Inferior-temporal: objects form/color

## EXECUTIVE FUNCTION/ATTENTION

Higher order cognitive processes: attention, problem solving, planning, reasoning, judgment, inhibition, working memory. Allows goal-directed actions, adaptive responses to complex/ambiguous situations and appropriate social behavior.  
 Pre-frontal cortex

## NAMING/LANGUAGE

Ability to refer to an object, person, place, concept or idea by its proper name. Evaluates language recognition and processing.  
 Temporal/Parietal/Frontal

## MEMORY

Ability to have information encoded, stored and retrieved when needed.  
 Pre-frontal: immediate and working memory  
 Temporal (Hippocampus): long-term

## DELAYED RECALL

Ability to remember something after a period of rest and/or distraction ranging from minutes to days.  
 Temporal (hippocampus encode and storage)  
 Pre-frontal: attention

## ABSTRACTION

Ability to generate a concept (idea) out of individual objects/tasks. Create an abstract link between dissimilar objects.  
 Pre-frontal/Temporal



543 East Alvarado Street | Fallbrook, CA 92028

800.831.7665 | medicalfitsolutions.com

Medical Fitness Solutions is a minority woman owned small business.